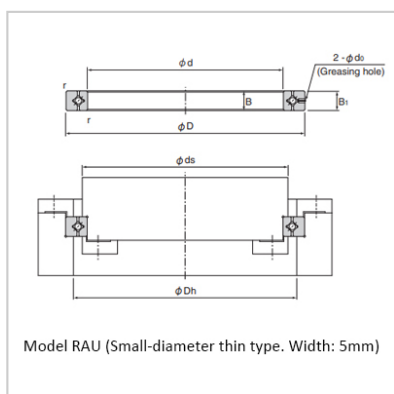


Crossed Roller Bearing

RAU slim thin section crossed roller bearing-80



| | |
|------------------------------|-----------|
| Shaft diameter | 80 |
| Model No. | RAU8008 |
| Main dimensions | |
| Inner diameter | 80 |
| Outer diameter | 96 |
| Roller pitch circle diameter | 87 |
| Width | 8 |
| Greasing hole d0 | 1.5 |
| rmin | 0.5 |
| Shoulder dimensions | |
| ds(max) | 83.5 |
| Dh (min) | 90.5 |
| Basic load rating | |
| C kN | 6.37 |
| C0 kN | 11.3 |
| Mass | |
| g | 11 |

Micro Cross-Roller Ring RAU

● Model composition

Model Number Coding

| RAU5008 | UU | CC0 | P4 | B |
|--|----|-----|----|--|
| Model No. | | | | |
| Seal symbol* | | | | |
| No symbol: Without seals | | | | |
| UU: Seals attached on both ends | | | | |
| U: Seal attached on one end (marked side) | | | | |
| UT: Seal attached on one end (unmarked side) | | | | |
| Radial clearance symbol | | | | |
| CC0: Negative clearance (preload) | | | | |
| C0: Positive clearance (no preload) | | | | |
| | | | | Accuracy target symbol |
| | | | | No symbol: Rotational accuracy of the inner ring |
| | | | | R: Rotational accuracy of the outer ring |
| | | | | B: Rotational accuracy of both the inner ring and outer ring |
| | | | | Accuracy symbol |
| | | | | No symbol: Normal grade (grade 0) |
| | | | | P6: Rotational accuracy grade 6 |
| | | | | P5: Rotational accuracy grade 5 |
| | | | | P4: Rotational accuracy grade 4 |

Considerations for model RAU (Small-diameter thin type. Width: 5mm)

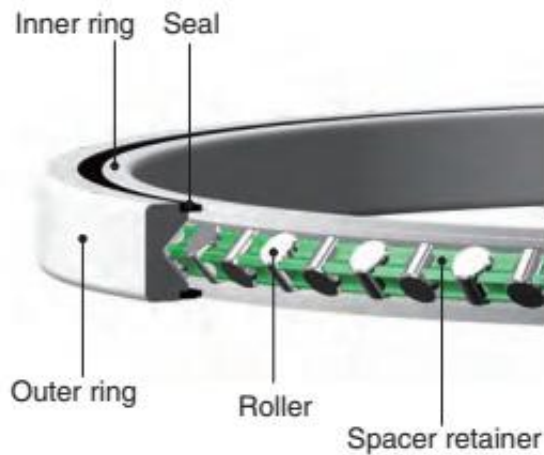
Seals are not available. The only radial clearance available is C0.* The only accuracy available is normal grade (grade 0).

For a compact and lightweight system

□ Micro Cross-Roller Ring with inner diameter of 10 mm and outer diameter of 21 mm

□ More compact than a conventional angular contact ball bearing

□ Spacer retainer enables smooth movement and high rotation accuracy.



Structure

In the RAU, the rollers travel on the V-shaped raceways ground into the inner and outer rings.

Alternating rollers are arrayed orthogonally so that one bearing can support loads and moments in any direction.

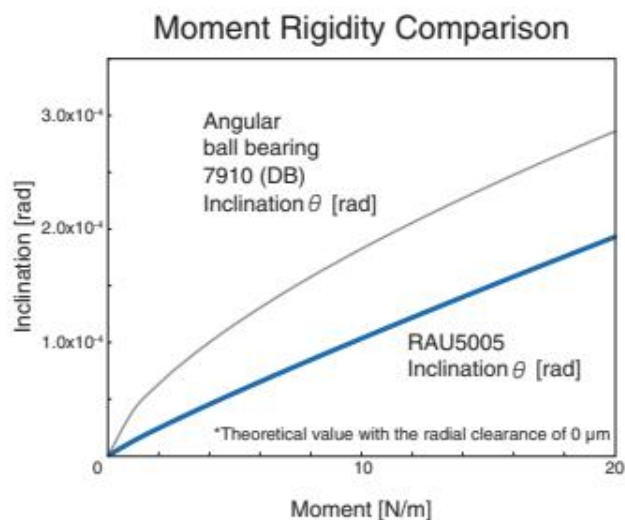
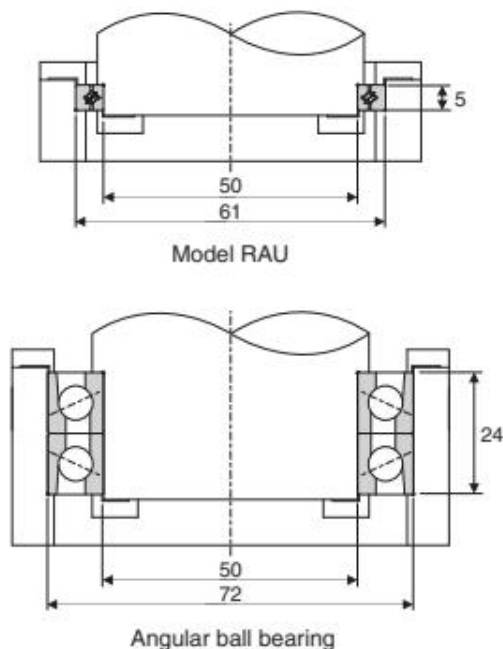
Also, because of the integrated structure, the RAU can be used for either inner ring or outer ring rotation.

Fig. 1 Structure of Cross Roller-Ring Model RAU

1. Compact and Rigid

The RAU is more compact and lighter weight than a double row angular contact ball bearing. It is also more rigid, even though it is made as compact as possible.

●Comparison, 50 mm inner diameter



Comparison of cross-sectional area and mass

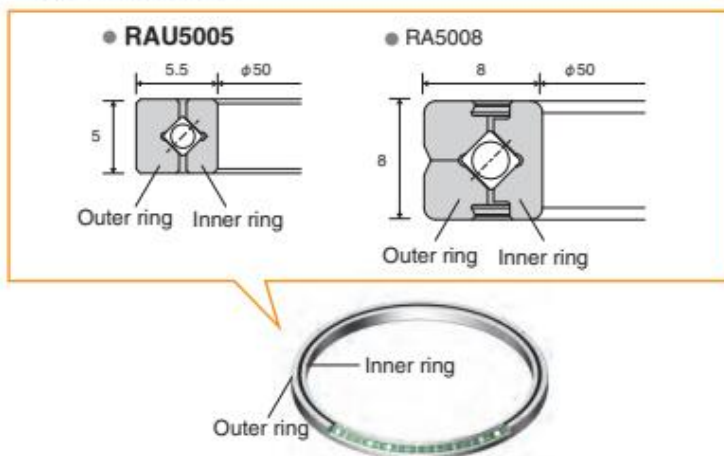
| Model No. | RAU5005 | 7910 (DB) |
|----------------------|---------------------|--------------------|
| Cross-sectional area | 27.5mm ² | 264mm ² |
| Mass | 32g | 260g |

2. Light Weight

The cross-sectional area of the model RAU is 57% smaller than the Cross-Roller Ring model RA, which was previously the thinnest ever. This enables further weight reduction. The line-up also includes

other models whose inner diameters are the smallest to date: 10, 15, 20, 30, and 40mm.

●Comparison of cross section and mass, 50 mm inner diameter



| Model No. | RAU5005 | RA5008 |
|----------------------|---------------------|-------------------|
| Cross-sectional area | 27.5mm ² | 64mm ² |
| Mass | 32g | 80g |

Accuracy standards

Rotational accuracy

- Rotational Accuracy of the Inner Ring Unit: μm - Rotational Accuracy of the Outer Ring Unit: μm

| Nominal dimension of bearing inner diameter (d) (mm) | | Radial runout tolerance of inner ring | | | | Axial runout tolerance of inner ring | | | |
|--|---------|---------------------------------------|----------|----------|----------|--------------------------------------|----------|----------|----------|
| Above | Or less | Grade 0 | Grade P6 | Grade P5 | Grade P4 | Grade 0 | Grade P6 | Grade P5 | Grade P4 |
| — | 18 | 10 | — | — | — | 10 | — | — | — |
| 18 | 40 | 13 | — | — | — | 13 | — | — | — |
| 40 | 65 | 13 | 10 | 5 | 4 | 13 | 10 | 5 | 4 |
| 65 | 80 | 15 | 10 | 5 | 4 | 15 | 10 | 5 | 4 |
| 80 | 100 | 15 | 13 | 6 | 5 | 15 | 13 | 6 | 5 |
| 100 | 120 | 20 | 13 | 6 | 5 | 20 | 13 | 6 | 5 |
| 120 | 140 | 25 | 18 | 8 | 6 | 25 | 18 | 8 | 6 |
| 140 | 180 | 25 | 18 | 8 | 6 | 25 | 18 | 8 | 6 |
| 180 | 200 | 30 | 20 | 10 | 8 | 30 | 20 | 10 | 8 |

| Nominal dimension of bearing outer diameter (D) (mm) | | Radial runout tolerance of outer ring | | | Axial runout tolerance of outer ring | | |
|--|---------|---------------------------------------|----------|----------|--------------------------------------|----------|----------|
| Above | Or less | Grade 0 | Grade P5 | Grade P4 | Grade P6 | Grade P5 | Grade P4 |
| — | 65 | 13 | — | — | 13 | — | — |
| 65 | 80 | 13 | 8 | 5 | 13 | 8 | 5 |
| 80 | 100 | 15 | 10 | 6 | 15 | 10 | 6 |
| 100 | 120 | 15 | 10 | 6 | 15 | 10 | 6 |
| 120 | 140 | 20 | 11 | 7 | 20 | 11 | 7 |
| 140 | 180 | 25 | 11 | 7 | 25 | 11 | 7 |
| 180 | 200 | 25 | 15 | 10 | 25 | 15 | 10 |
| 200 | 250 | 30 | 15 | 10 | 30 | 15 | 10 |

- The rotational accuracy of model RAU (Small-diameter thin type, Width: 5mm) is only available in normal grade (grade 0).

Dimensional accuracy

Unit: μm

| Basic dimension d, D [mm] | | Bearing inner diameter: Dimensional tolerance of dm | | Bearing outer diameter: Dimensional tolerance of Dm | | Bearing width: Dimensional tolerance of B, B1 | |
|---------------------------|---------|---|-------------|---|-------------|---|-------------|
| Above | Or less | Upper limit | Lower limit | Upper limit | Lower limit | Upper limit | Lower limit |
| — | 18 | 0 | -8 | — | — | 0 | -120 |
| 18 | 30 | 0 | -10 | 0 | -9 | 0 | -120 |
| 30 | 50 | 0 | -12 | 0 | -11 | 0 | -120 |
| 50 | 80 | 0 | -15 | 0 | -13 | 0 | -120 |
| 80 | 120 | 0 | -20 | 0 | -15 | 0 | -120 |
| 120 | 150 | 0 | -25 | 0 | -18 | 0 | -120 |
| 150 | 180 | 0 | -25 | 0 | -25 | 0 | -120 |
| 180 | 250 | 0 | -30 | 0 | -30 | 0 | -120 |

- dm and Dm represent the arithmetic averages of the maximum and minimum diameters obtained by measuring the inner and outer diameters of the bearing at two points.

Radial clearance standard

Unit: μm

| Roller Pitch circle diameter (dp) [mm] | | CCO | | CO | |
|--|---------|------|------|------|------|
| Above | Or less | Min. | Max. | Min. | Max. |
| — | 18 | — | — | 0 | 15 |
| 18 | 30 | — | — | 0 | 15 |
| 30 | 50 | — | — | 0 | 15 |
| 50 | 80 | -8 | 0 | 0 | 15 |
| 80 | 120 | -8 | 0 | 0 | 15 |
| 120 | 140 | -8 | 0 | 0 | 15 |
| 140 | 160 | -8 | 0 | 0 | 15 |
| 160 | 180 | -10 | 0 | 0 | 20 |
| 180 | 200 | -10 | 0 | 0 | 20 |
| 200 | 225 | -10 | 0 | 0 | 20 |